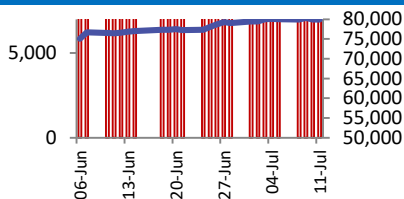
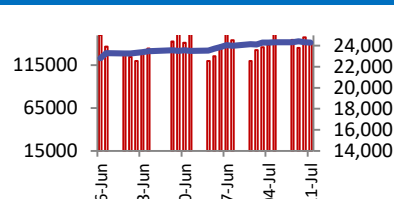


BSE



Open	80170
High	80170
Low	79464
Close	79897
Change	-27
Volume (Lacs)	10455
Turnover (Rs.inCr)	9749

NSE



Open	24397
High	24403
Low	24194
Close	24316
Change	-9
Volume(Lacs)	50665
Turnover(Rs.in Cr)	139709

World Markets	Current	Previous	Pt. Chg	Var(%)
Dow	39754	39721	33	0.1%
Dow Futures	40111	40089	22	0.1%
Nasdaq	18283	18647	(364)	-2.0%
FTSE	8223	8194	29	0.4%
Nikkei	41389	42224	(835)	-2.0%
Hang Seng	18146	17832	314	1.8%
Gift Nifty	24447	24458	(11)	0.0%
Straits Singapore	3489	3475	14	0.4%
South Korea	2855	2891	(36)	-1.2%
Taiwan	23935	24390	(455)	-1.9%
Shanghai	2970	2970	0	0.0%

Commodity Prices	Current	Previous	Pt. Chg	Var(%)
Copper (\$/MT)	9787	9905	(118.0)	-1.2%
Alumin (\$/MT)	2477	2484	(7.0)	-0.3%
Zinc (\$/MT)	2959	2966	(7.0)	-0.2%
Brent Crude (\$/bbl)	86.0	85.0	1.0	1.2%
Gold (\$/Ounce)	2411	2415	(4.0)	-0.2%
Silver (\$/Ounce)	31.0	31.0	0.0	0.0%
Light Crude (\$/bbl)	83.0	83.0	0.0	0.0%
N G (\$/mmbtu)	2.0	2.0	0.0	0.0%
Sugar (\$/MT)	547.0	552.0	(5.0)	-0.9%
Rubber (Rs./kg)	208.0	207.0	1.0	0.5%
Baltic Dry Index	1947	1939	8.0	0.4%

Currency Exchange Rate	Current	Previous	Var(%)
Rs./\$ rate	83.57	83.53	0.05%
Rs./ Euro	90.64	90.38	0.29%
Rs./Chinese Yuan	11.50	11.51	-0.09%
Yen /\$ rate	159.34	158.84	0.31%
\$ US/Euro	1.09	1.09	0.00%

Dollar Index	Current	Previous	Var(%)
Dollar Index	105.26	105.28	-0.02%

Support/ Resistance Levels for Today		
	Nifty	Bank Nifty Fut
Support 1	24240	52040
Support 2	24140	51740
Resistance	24400	52700

Securities in Ban For Trade	
ABFRL	BANDHANBNK
BALRAMCHIN	CHAMBLFERT
PEL	INDIACEM
IEX	GNFC
INDUSTOWER	RBLBANK

Market Review

US: US markets fell Thursday (July 11), snapping a multiday run of records as investors pivoted towards underbought equities and away from artificial intelligence names. This shift came as the yield on US Treasury bonds fell further amid rising expectations of interest rate cuts following better US inflation data.

Asia: Most Asian markets were trading lower on Friday amid positive inflation reports from the US, as the Japanese yen strengthened against the dollar on speculation of intervention.

India: Indian benchmark indices ended marginally lower in the volatile session on July 11, ahead of US inflation data due later in the day. At close, the Sensex was down 27.43 points or 0.03 percent at 79,897.34, and the Nifty was down 8.50 points or 0.03 percent at 24,316. **Market is expected to open on a positive note and likely to witness range bound move during the day.**

Global economy:

Britain's economy grew more quickly than expected in May, providing some momentum for the new government of Prime Minister Keir Starmer but adding to doubts about whether the Bank of England will cut interest rates next month. Economic output increased by 0.4% in May, after zero growth in April. A Reuters poll of economists had pointed to a 0.2% monthly increase.

U.S. inflation slowed marginally in June on an annual basis, and a gauge of core prices closely watched by the Federal Reserve also slowed, pointing to a cooling of pricing pressures. The U.S. consumer price index rose 3.0% in June on an annualized basis. Economists had expected the number to fall to 3.1% from 3.3% in May.

Natural disasters in China resulted in 93.16 billion yuan (\$12.83 billion) worth of direct economic loss in the first half of this year, as the country suffered flooding, drought and extreme temperature. The Emergency Management Ministry said disasters affected 32.38 million people over January-June and led to the disappearance or death of 322 people.

Commodities: Oil prices rose in Asian trade on Friday amid optimism over U.S. interest rate cuts and improved summer demand, but were still set for weekly losses on some profit-taking.

Gold prices eased on Friday but headed for a third straight weekly rise, after cooler-than-expected U.S. inflation data sparked hopes that the Federal Reserve will likely start cutting interest rates in September.

Currency: The yen was volatile Friday as the Bank of Japan conducted so-called rate checks with traders, reinforcing perceptions that authorities intervened in the market on Thursday to prop up the currency.

FII Derivative Transactions (Rs. Cr)

Contracts	Purchase		Sell		Net	Open Interest (OI)		OI (Previous day)		Change	
	Contract	Value	Contract	Value	Value	Contract	Value	Contract	Value	Contract	Value
Index Future	48915	3194	80629	5374	(2180)	545014	35000	568024	36602	(23010)	(1602)
Index Option	34874716	2256534	35893572	2321854	(65320)	3514979	239159	4909390	316562	(1394411)	(77403)
Stock Future	336087	26089	401129	31139	(5050)	4109726	317711	4096714	316688	13012	1023
Stock Option	605175	48109	606198	48269	(160)	630425	49427	604020	47247	26405	2180
Total	35864893	2333926	36981528	2406636	(72710)	8800144	641297	10178148	717099	(1378004)	(75802)

FII All Activity-BBG (Rs Cr)	Buy	Sell	Net
4-Jul-24	16289	10778	5512
5-Jul-24	15188	12019	3169
8-Jul-24	13925	13763	162
9-Jul-24	16248	14720	1528
10-Jul-24	18050	15866	2184
Month to date- July	124433	110980	13452
FII (Prov.) (Rs Cr)	Buy	Sell	Net
5-Jul-24	13354	12113	1241
8-Jul-24	13564	13503	61
9-Jul-24	14537	14223	314
10-Jul-24	17464	16880	584
11-Jul-24	15360	16497	(1137)
Month to date-July	133899	127202	6697
DII (Prov.) (Rs. Cr)	Buy	Sell	Net
5-Jul-24	12695	14346	(1651)
8-Jul-24	14355	11488	2867
9-Jul-24	13615	12199	1416
10-Jul-24	15153	14070	1082
11-Jul-24	15835	14159	1676
Month to date-July	127491	120834	6657
FII Debt - BBG (Rs. Cr)	Buy	Sell	Net
4-Jul-24	2414	481	1933
5-Jul-24	753	257	497
8-Jul-24	419	659	(239)
9-Jul-24	1731	1163	569
10-Jul-24	1226	577	649
Month to date- July	13149	7577	5572

Market Breadth	BSE		NSE	
	No.	%	No.	%
Advance	2129	53%	1584	59%
Decline	1796	45%	1053	39%
Unchanged	98	2%	67	2%

Market Turnover	11-Jul	10-Jul	Var (%)
BSE Cash	9749	11766	-17%
NSE Cash	139709	147729	-5%
NSE Futures	147063	179447	-18%
NSE Options	41695899	54082622	-23%
Total (Rs.Cr)	41992419	54421565	-23%

Volatility Index	11-Jul	10-Jul
Volatility Index	14.00	14.43

Index PE - TTM	11-Jul	Yr. High	Yr. Low
Sensex	24.3	26.0	21.8
Nifty	23.1	28.8	20.3

Corporate News

Aditya Birla Fashion Acquires 51% Stake In Tarun Tahiliani Brand Goodview Fashion

Aditya Birla Fashion and Retail Ltd. announced on Thursday that it has raised its stake in Tarun Tahiliani brand's parent company Goodview Fashion Pvt. from 33.5% currently to 51% for Rs 127 crore. The company achieved this through a secondary acquisition of an additional 17.5% equity stake from Goodview Fashion's existing shareholders. Following the transaction, Goodview Fashion, which manufactures and sells ethnic couture under the Tarun Tahiliani brand, has become a subsidiary of the company effective from July 11, 2024. (BQ)

Oriental Rail's Subsidiary Wins Rs 432 Crore Indian Railways Contract

Oriental Foundry Pvt., the wholly-owned subsidiary of Oriental Rail Infrastructure Ltd., announced that it has secured an order worth Rs 432 crore from the Indian Railways. The order, which involves the manufacturing and supply of 1,200 BVCM-C wagons, is to be executed by Mar'26. This follows the Indian Railways' announcement on July 9 that it will manufacture 10,000 non-air-conditioned coaches over the next two fiscals to enhance facilities for common passengers. This initiative will increase the number of non-AC coaches by 22%. (BQ)

Economy

India's vegetable oil imports up 18% in June to 15.5 lakh tonnes

Import of vegetable oils, comprising edible and non-edible oils, rose 18 per cent in June to 15.5 lakh tonnes on higher imports of crude palm oil and crude sunflower oil, according to trade data. Solvent Extractors' Association of India (SEA) data showed that import of vegetable oils during June 2024 stood at 15,50,659 tonnes compared to 13,14,476 tonnes in the year-ago period. (ET)

India June palm oil imports rise about 3% MoM

India's palm oil imports in June rose to reach the highest level in six months on robust demand from refiners for upcoming festivals, while sunflower oil imports surged to a record level, a leading trade body said on Thursday. (ET)

International

Air Incheon to consider widebody freighter orders after Asiana cargo purchase

Air Incheon, set to become South Korea's second-biggest freight carrier once a deal to buy Asiana Airlines' cargo unit is finalised, will consider both Boeing (NYSE:BA) and Airbus freighters to refresh the widebody fleet, its CEO said. (Inv)

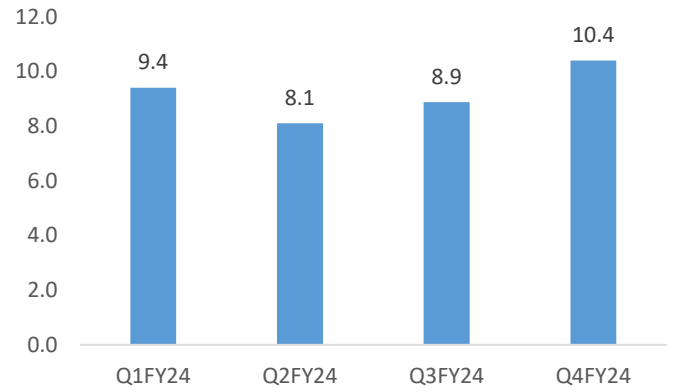
Top 5 Nifty Gainers	11-Jul	10-Jul	Var(%)
ONGC	305	298	2.2%
BPCL	307	300	2.1%
COALINDIA	500	491	1.9%
ITC	459	451	1.6%
TATAMOTORS	1021	1006	1.5%
Top 5 Nifty Losers	11-Jul	10-Jul	Var(%)
TATACONSUM	1131	1151	-1.7%
BAJFINANCE	6950	7055	-1.5%
M&M	2698	2732	-1.2%
DIVISLAB	4583	4637	-1.2%
NTPC	377	381	-1.1%

BSE Index Watch	Last	1 day	1 wk	1 mth	1 yr
SENSEX	79897	0.0%	-0.2%	4.3%	22.2%
MIDCAP	47614	0.3%	1.1%	5.4%	62.6%
SMLCAP	54086	0.6%	0.6%	7.7%	61.4%
AUTO	57489	-0.4%	-0.5%	0.7%	60.0%
BANKEX	60078	0.3%	-0.6%	5.8%	19.4%
Capital Goods	75382	0.2%	1.9%	6.7%	82.5%
FMCG	21575	0.4%	4.1%	3.9%	12.8%
Health Care	38438	-0.4%	1.5%	4.5%	46.2%
IT	38181	0.2%	-0.9%	7.9%	29.5%
METAL	33056	0.3%	-1.7%	-1.1%	57.3%
Oil & Gas	30973	1.7%	4.5%	5.7%	61.4%
Power	8105	-0.4%	1.4%	3.6%	99.4%
Realty	8672	-1.4%	-0.8%	1.4%	105.1%

NSE USD Futures	11-Jul	10-Jul	Var (%)
July Expiry (Rs./\$)	83.59	83.89	-0.4%
August Expiry (Rs./\$)	83.61	83.77	-0.2%
Total Turnover (Rs. Crore)	1312	783	68%

Sectors	TTM PE
Auto	34.51
Auto Ancillary	55.38
Banking	15.95
Engineering	45.01
Cement	74.65
Diamonds & Jewellery	66.09
Housing Finance	25.47
Infrastructure & Const	33.16
Metals-Aluminium	42.66
Metal – Steel	19.77
Oil Expl.	17.52
Pharma	10.61
Power – Gen. Supp.	42.2
Information Tech.	25.53
Sugar	20.08
Telecom Serv. Prov.	86.94
Tyres	28.45

ACC Ltd. quarterly sales volume (in MT)
(Source: Company Data)



10 year G-Sec Yield	Current	Previous	Change
US	4.22%	4.21%	1 bps
Japan	1.08%	1.09%	(1) bps
India	6.98%	6.98%	0 bps
UK	4.07%	4.13%	(6) bps
Libor 3 Mths	5.57%	5.57%	0 bps

Indian Eco Data	Current	Previous	Var(%)
Forex Reserve (US\$ in bn)	654	652	0.3%
Inflation - WPI	2.61%	1.26%	135 bps
Inflation - CPI	4.75%	4.83%	(8) bps

India GDP	Q4FY24	Q3FY24	Var(%)
Growth	7.76%	8.57%	(81) bps

Monetary Policy	Current	Previous	Change
Repo Rate	6.50%	6.50%	0 bps
Reverse Repo Rate	3.35%	3.35%	0 bps
CRR	4.50%	4.50%	0 bps
O/S Banking System Liquidity (Rs bn)	844	693	151.7

IIP Growth %	Jan-24	Jan-23	Apr-Feb
IIP	5.0	4.6	6.3
Mining	5.9	9.0	8.5
Manufacturing	3.2	4.5	5.7
Electricity	5.6	12.7	7.0

ADR Price Movement

Company	Price (US\$)	Volume	Previous Day Price	Volume	Variance (%)	No. of Share Per ADR	ADR Price (Rs.)	BSE Price	Variance (%)
Infosys Tech	19.89	14459349	19.37	16768772	2.68%	1	1662.16	1652.70	0.6%
Wipro	6.49	2702636	6.39	1559605	1.56%	1	542.35	534.10	1.5%
Dr.Reddy's	78.74	202266	78.22	228326	0.66%	1	6580.10	6594.75	-0.2%
ICICI Bank	29.31	3687679	29.45	3556175	-0.48%	2	1224.68	1238.45	-1.1%
HDFC Bank	60.32	3140554	60.36	2341437	-0.07%	3	1680.26	1621.90	3.6%

GDR's (US\$)

	Prices	Prev. Close	Change	Var %
L&T	44.10	43.90	0.2	0.5%
RIL	75.90	76.10	(0.2)	-0.3%
SBI	102.00	101.60	0.4	0.4%

US Economy Data

	Current	Previous
Inflation (%) (YoY)	3.00%	3.30%
Unemployment (%)	4.10%	4.00%

Interest Rate (%)

	Current	Previous
Fed Rate	5.50%	5.50%

US GDP

	Q1CY24	Q4CY23	Q4CY22
Growth (QoQ Annualized)	1.40%	3.40%	2.60%

China Economy Data

	Current	Previous
GDP	5.30%	5.20%
Inflation – CPI (%)	0.20%	0.30%

Economic Calendar

	Date
Indian GDP Data	30 Aug
Indian Inflation Data CPI	12 Jul
Indian Inflation Data WPI	15 Jul
Indian Monetary Policy	08 Aug
India's Industrial Production (IIP)	12 Jul
US Inflation Data	To be Announced
US GDP	25 Jul
US Unemployment Data	02 Aug
US Fed Rate	31 Jul
China GDP	15 Jul
China Inflation Data	9 Aug

Event Update

Name	Date	Purpose
20 Microns Ltd.	12-07-2024	Rs.1.25 per share(25%)Final Dividend
AU Small Finance Bank Ltd.	12-07-2024	Rs.1.00 per share(10%)Final Dividend
Axis Bank Ltd.	12-07-2024	Rs.1.00 per share(50%)Final Dividend
Birlasoft Ltd.	12-07-2024	Rs.4.00 per share(200%)Final Dividend
DK Enterprises Global Ltd.	12-07-2024	Dividend
Indian Oil Corporation Ltd.	12-07-2024	Rs.7.00 per share(70%)Final Dividend
IRM Energy Ltd.	12-07-2024	Rs.1.50 per share(15%)Final Dividend
Jubilant FoodWorks Ltd.	12-07-2024	Rs.1.20 per share(60%)Final Dividend
Petronet LNG Ltd.	12-07-2024	Rs.3.00 per share(30%)Final Dividend
Piramal Pharma Ltd.	12-07-2024	Rs.0.11 per share(1.1%)Final Dividend
Polychem Ltd.	12-07-2024	Rs.30.00 per share(300%)Final Dividend
PTL Enterprises Ltd.	12-07-2024	Rs.1.75 per share(175%)Final Dividend
Sat Industries Ltd.	12-07-2024	Rs.0.15 per share(7.5%)Final Dividend
Shradha Infraprojects Ltd.	12-07-2024	Dividend
Sun Pharmaceutical Industries Ltd.	12-07-2024	Rs.5.00 per share(500%)Final Dividend
Ujjivan Small Finance Bank Ltd.	12-07-2024	Rs.1.50 per share(15%)Final Dividend
United Spirits Ltd.	12-07-2024	Rs.5.00 per share(250%)Final Dividend
Utkarsh Small Finance Bank Ltd.	12-07-2024	Rs.0.50 per share(5%)Final Dividend
Vantage Knowledge Academy Ltd.	12-07-2024	Stock Split from Rs.10/- to Re.1/-

Bulk Deal As On 11/07/24

BSE

Security Code	Security Name	Client Name	Deal	Quantity	Price
539506	ADCON	TAKHTESH RAMESH PAREKH	S	1600000	0.78
538351	AFEL	SEIFER RICHARD MASCARENHAS	B	131552	11.31
538716	ARYACAPM	INVESTINO VENTURE LLP .	B	106250	139.65
538716	ARYACAPM	WAJID AHMED	S	107500	139.65
543443	ASCENSIVE	BLUESKY INFRA DEVELOPERS PRIVATE LIMITED	B	56000	104.46
543443	ASCENSIVE	BONANZA PORTFOLIO LIMITED	S	8000	115.2
543443	ASCENSIVE	BONANZA PORTFOLIO LIMITED	B	24000	116.5
543443	ASCENSIVE	GIRIJADHAVA VYAPAAR PRIVATE LIMITED	S	24000	114.92
543443	ASCENSIVE	KATHA CHAKRABORTY	S	22000	104.22
543443	ASCENSIVE	KATHA CHAKRABORTY	B	12000	113.29
543443	ASCENSIVE	SWATI AGRAWAL	B	22000	109.72
530249	BRIDGESE	GLOBALWORTH SECURITIES LIMITED	S	205970	4.23
530249	BRIDGESE	MULTIPLIER SHARE & STOCK ADVISORS PRIVATE LIMITED	S	400000	4.42
530249	BRIDGESE	MULTIPLIER SHARE & STOCK ADVISORS PRIVATE LIMITED	B	480602	4.23
512018	CNIRESLTD	NANDKISHOR CHATURVEDI (HUF)	S	845648	8.97
544201	DFPL	SAHASTRAA ADVISORS PRIVATE LIMITED	S	214000	130.75
544201	DFPL	SAHASTRAA ADVISORS PRIVATE LIMITED	B	14000	129.64
540204	EIKO	ARITRO ASHISH ROY	S	152550	66.85
540204	EIKO	JOYANTAKUMARJANA	B	83350	67.49
531035	ERAAYA	AG DYNAMIC FUNDS LIMITED	B	250000	800
531035	ERAAYA	SNEHA GARG	S	243108	800
540455	ESCORP	INVESTINO VENTURE LLP .	B	103075	75.2
540455	ESCORP	WAJID AHMED	S	103075	75.2
540190	FRANKLININD	AMIN ABDULBHAI NAYANI	B	751000	4.02
540190	FRANKLININD	BLISSFULBOUNTY AGRI PRIVATE LIMITED	S	10614525	4.02
540190	FRANKLININD	CRONY VYAPAR PVT LTD	S	900000	4
540190	FRANKLININD	EPITOME TRADING AND INVESTMENTS	S	2500000	4
540190	FRANKLININD	EPITOME TRADING AND INVESTMENTS	B	1000000	4.03
540190	FRANKLININD	MULTIPLIER SHARE & STOCK ADVISORS PRIVATE LIMITED	S	2237859	4
540190	FRANKLININD	MULTIPLIER SHARE & STOCK ADVISORS PRIVATE LIMITED	B	16537909	4
540190	FRANKLININD	PRIYANKA PURAV SHAH	S	901151	4
540190	FRANKLININD	RUCHIRA GOYAL	B	1400000	4.01
540190	FRANKLININD	SPARK FINANCE	B	1200000	4.03
540190	FRANKLININD	SUDESH GOEL	B	723500	4.01
540190	FRANKLININD	TOPGAIN FINANCE PRIVATE LIMITED	S	452	4
540190	FRANKLININD	TOPGAIN FINANCE PRIVATE LIMITED	B	3900452	4.01
539216	GARMNTMNR	RIKHAV SECURITIES LIMITED	S	529000	7.68
544156	GCONNECT	VAXFAB ENTERPRISES LIMITED	S	21000	82.59
544199	GEMENVIRO	MULTIPLIER SHARE & STOCK ADVISORS PRIVATE LIMITED	S	379200	276.49
544199	GEMENVIRO	MULTIPLIER SHARE & STOCK ADVISORS PRIVATE LIMITED	B	238400	276.46
544199	GEMENVIRO	SETU SECURITIES PVT. LTD.	S	276800	271.85
544199	GEMENVIRO	SETU SECURITIES PVT. LTD.	B	184000	279.56
540565	INDIGRID	ADITYA BIRLA SUN LIFE MUTUAL FUND	S	1090910	137.5
540565	INDIGRID	MYRON WEALTH MANAGEMENT PRIVATE LIMITED	B	1090910	137.5
524592	JDORGOCHEM	MULTIPLIER SHARE & STOCK ADVISORS PRIVATE LIMITED	S	69245	20.79
535730	KHOBSURAT	DEALMONEY COMMODITIES PRIVATE LIMITED	B	3579512	1.37
535730	KHOBSURAT	RATHOD MANOJ CHHAGANLAL HUF	S	3000000	1.37
526143	MPL	ARUN VJ	S	65000	14.4

526143	MPL	SHEETAL VIJ	S	60000	14.28
540243	NEWLIGHT	DIPTI DARGAN	S	166711	25.89
540243	NEWLIGHT	RDS CORPORATE SERVICES PRIVATE LIMITED	B	121866	25.89
531272	NIKKIGL	ARUNA JAYANTKUMAR PANDYA	S	31862	7.38
531272	NIKKIGL	SHUBHAM GARG	B	30992	7.38
511557	PROFINC	ABHAY NARAIN GUPTA	B	1475000	1.08
511557	PROFINC	VINAY ARUNKUMAR SANKLECHA	S	1830000	1.08
536659	PVVINFRA	KOTVAK LOGISTICS LLP	S	156973	21.18
536659	PVVINFRA	MANI SOFTWARE TECHNOLOGIES PVT LTD	S	190254	21.17
541601	RAJNISH	MINERVA VENTURES FUND	B	6000000	4.4
519191	RGRL	VASANADU GOVIND	B	50000	8.98
530025	SAMYAKINT	VENKATA SUBBARAO BOMMISSETTY	S	50	31.02
530025	SAMYAKINT	VENKATA SUBBARAO BOMMISSETTY	B	75400	31.51
531893	SAWABUSI	MITESH MAKVANA	B	4528000	0.68
531893	SAWABUSI	SAGAR RAJESHBHAI JHAVERI	S	14000000	0.68
531893	SAWABUSI	SAGAR RAJESHBHAI JHAVERI (HUF)	S	50000000	0.68
531893	SAWABUSI	SHOBHABEN MANSUKHBHAI BHUT	B	3600000	0.68
531893	SAWABUSI	SHUBHAM ASHOKBHAI PATEL	B	20630000	0.68
531893	SAWABUSI	VIVEK MANSUKHBHAI BHUT	B	5600000	0.68
512499	SHALPRO	MADHUSUDHAN CHAKRAVARTHY	S	7600000	0.71
512499	SHALPRO	SAHASTRAA ADVISORS PRIVATE LIMITED	B	10000000	0.71
540786	SHARIKA	RAJKUMAR SHYAMNARAYAN SINGH	S	219914	27.22
540072	SHIVAEXPO	ABHINAV UPADHYAY	S	100000	14.39
538667	SIROHIA	MANISH KAKRANIA	S	130000	14.42
538667	SIROHIA	RITU KAKRANIA	S	70000	14.41
540079	SPRAYKING	INVESTINO VENTURE LLP .	S	1726000	38.17
540079	SPRAYKING	JIGNESH AMRUTLAL THOBHANI	B	500000	38.09
539217	SRESTHA	PRAJAL BHANDARI	S	799315	2.13
539217	SRESTHA	PRAJAL BHANDARI	B	2955597	2.19
539217	SRESTHA	SYLPH TECHNOLOGIES LIMITED	S	2550000	2.12
539217	SRESTHA	SYLPH TECHNOLOGIES LIMITED	B	2904681	2.17
543745	SVS	ABDUL AHAD SHAKEEL MISTRY	B	168000	10.97
543745	SVS	SHASHIKANT VEDPRAKASH SHARMA	S	600000	10.97
543745	SVS	VINODKUMAR MANILAL GALA	B	216000	10.95
526506	SYSTMTXC	DOVETAIL INDIA FUND	B	72000	1400
542765	TRANSPACT	VISHAL MAHESH WAGHELA	B	2000	310.05
539291	VASUDHAGAM	DEV GANPAT PAWAR	S	192767	32.12
539291	VASUDHAGAM	DEV GANPAT PAWAR	B	124622	31.8
539291	VASUDHAGAM	SYNEMATIC MEDIA AND CONSULTING PRIVATE LIMITED	S	305313	32.13
539291	VASUDHAGAM	YOGESH JOTIRAM KALE	S	269430	31.25
533427	VMS	MUKUL GUPTA HUF	S	149845	40.83
531997	VUENOW	ARMINDER SINGH	S	400000	46.12
514378	YARNSYN	ASHWINI NIRAJ SINGH	S	25000	53.04

NSE

Security Code	Security Name	Client Name	Deal	Quantity	Price
ALMONDZ	Almondz Global Securities	INFRONT ENTERPRISES PRIVATE LIMITED	BUY	400000	145.74
ALMONDZ	Almondz Global Securities	NAVIN KUMAR GUPTA	SELL	314879	144.33
AMBEY	Ambey Laboratories Ltd	MANSI SHARE AND STOCK ADVISORS PVT LTD	BUY	250000	85
ANNAPURNA	Annapurna Sw adisht Ltd	NEOWORTH COMMERCIAL PRIVATE LIMITED	SELL	88000	304.58
CIGNITITEC	Cigniti Technologies Ltd	ASHIKA CREDIT CAPITAL LIMITED	BUY	140000	1355.1
DPEL	Div ine Power Energy Ltd	MANSI SHARE AND STOCK ADVISORS PVT LTD	BUY	129000	118.32
GODREJAGRO	Godrej Agrov et Limited	FREYAN CRISHNA BIERI	BUY	691026	800.05
GODREJAGRO	Godrej Agrov et Limited	JAMSHYD NAOROJI GODREJ	BUY	1036539	800.05
GODREJAGRO	Godrej Agrov et Limited	JAMSHYD NAOROJI GODREJ	BUY	1036539	800.05
GODREJAGRO	Godrej Agrov et Limited	NAVROZE JAMSHYD GODREJ	BUY	1036539	800.05
GODREJAGRO	Godrej Agrov et Limited	NAVROZE JAMSHYD GODREJ	BUY	1036539	800.05
GODREJAGRO	Godrej Agrov et Limited	NYRIKA HOLKAR	BUY	691026	800.05
GODREJAGRO	Godrej Agrov et Limited	R K N ENTERPRISES	SELL	4146156	800.05
GODREJAGRO	Godrej Agrov et Limited	R K N ENTERPRISES	SELL	4146156	800.05
GODREJAGRO	Godrej Agrov et Limited	SMITA GODREJ CRISHNA	BUY	691026	800.05
GODREJPROP	Godrej Properties Ltd	FREYAN CRISHNA BIERI	BUY	664400	3313.9
GODREJPROP	Godrej Properties Ltd	JAMSHYD NAOROJI GODREJ	BUY	996600	3313.9
GODREJPROP	Godrej Properties Ltd	NAVROZE JAMSHYD GODREJ	BUY	996600	3313.9
GODREJPROP	Godrej Properties Ltd	NYRIKA HOLKAR	BUY	664400	3313.9
GODREJPROP	Godrej Properties Ltd	R K N ENTERPRISES	SELL	3986400	3313.9
GODREJPROP	Godrej Properties Ltd	R K N ENTERPRISES	SELL	3986400	3313.9
GODREJPROP	Godrej Properties Ltd	SMITA GODREJ CRISHNA	BUY	664400	3313.9
INDIGRID	India Grid Trust	ADITYA BIRLA SUN LIFE MUTUAL FUND	SELL	1454545	137.5
INDIGRID	India Grid Trust	ADITYA BIRLA SUN LIFE MUTUAL FUND	SELL	1454545	137.5
INDIGRID	India Grid Trust	BENNETT COLEMAN AND CO LTD	BUY	1454545	137.5
INDIGRID	India Grid Trust	BENNETT COLEMAN AND CO LTD	BUY	1454545	137.5
ISHAN	Ishan International Ltd	HITENDRA ABHESINH JHALA	SELL	1680000	2.16
ISHAN	Ishan International Ltd	MAHADEV MANUBHAI MAKVANA	BUY	1920000	2.15
ISHAN	Ishan International Ltd	MULTIPLIER SHARE & STOCK ADVISORS PRIVATE LIMITED	BUY	1584000	2.15
JALAN	Jalan Transolu. India Ltd	MANISH JALAN	SELL	90000	3.75
KANDARP	Kandarp Dg Smart Bpo Ltd	SHILPA ASHOKKUMAR AGARWAL	BUY	68000	36.47
MALLCOM	Mallcom (India) Limited	NISHTHA INVESTMENT AND CONSULTANCY SERVICES PRIVATE LIMITED	BUY	32584	1488.14
NOVAAGRI	Nov a Agritech Limited	AG DYNAMIC FUNDS LIMITED	SELL	500000	68.3
OSIAHYPER	Osia Hyper Retail Ltd	VINEY EQUITY MARKET LLP	BUY	932143	24.69
SABAR	Sabar Flex India Limited	GREEN PEAKS ENTERPRISES LLP	BUY	90000	24.05
TRU	TruCap Finance Limited	CORE4 MARCOM PRIVATE LIMITED	SELL	600000	48.45
TRU	TruCap Finance Limited	SARVAGAY TEXTILE LLP	BUY	600000	48.45
ZTECH	Z-Tech (India) Limited	KINGSMAN WEALTH FUND PCC - KIF II	SELL	79200	286.1

Disclosure:

Research Reports that are published by Nirmal Bang Securities Private Limited (hereinafter referred to as "NBSPL") are for private circulation only. NBSPL is a registered Research Analyst under SEBI (Research Analyst) Regulations, 2014 having Registration no. INH000001766. NBSPL is also a registered Stock Broker with National Stock Exchange of India Limited, BSE Limited, Metropolitan Stock Exchange of India Limited, Multi Commodity Exchange of India Limited and , National Commodity and Derivative Exchange Limited in Capital Market , Equity and Commodities derivatives segments and Currency Derivatives Segment .

NBSPL has other business divisions with independent research teams separated by Chinese walls, and therefore may, at times, have different or contrary views on stocks and markets.

NBSPL or its associates have not been debarred / suspended by SEBI or any other regulatory authority for accessing / dealing in securities Market since last 20 years. NBSPL, its associates or analyst or his relatives do not hold any financial interest (Except Investment) in the subject company. NBSPL or its associates or Analyst do not have any conflict or material conflict of interest at the time of publication of the research report with the subject company. NBSPL or its associates or Analyst or his relatives may or may not hold beneficial ownership of 1% or more in the subject company at the end of the month immediately preceding the date of publication of this research report.

NBSPL or its associates / analyst has not received any compensation / managed or co-managed public offering of securities of the company covered by Analyst during the past twelve months. NBSPL or its associates have not received any compensation or other benefits from the company covered by Analyst or third party in connection with the research report. Analyst has not served as an officer, director or employee of Subject Company. NBSPL / analyst has not been engaged in market making activity of the subject company.

Analyst Certification: The research analysts and authors of these reports, hereby certify that the views expressed in this research report accurately reflects my/our personal views about the subject securities, issuers, products, sectors or industries. It is also certified that no part of the compensation of the analyst(s) was, is, or will be directly or indirectly related to the inclusion of specific recommendations or views in this research. The analyst(s) principally responsible for the preparation of this research report and has taken reasonable care to achieve and maintain independence and objectivity in making any recommendations.

Disclaimer:

The Research Report is for the personal information of the authorized recipient and does not construe to be any investment, legal or taxation advice. NBSPL is not soliciting any action based upon it. Nothing in the research report shall be construed as a solicitation to buy or sell any security or product, or to engage in or refrain from engaging in any such transaction. In preparing the research report, we did not take into account the investment objectives, financial situation and particular needs of the reader.

The research report has been prepared for the general use of the clients of NBSPL and must not be copied, either in whole or in part, or distributed or redistributed to any other person in any form. If you are not the intended recipient you must not use or disclose the information in the research report in any way. Though disseminated to all the customers simultaneously, not all customers may receive the research report at the same time. NBSPL will not treat recipients as customers by virtue of their receiving the research report. The research report is not directed or intended for distribution to or use by any person or entity resident in a state, country or any jurisdiction, where such distribution, publication, availability or use would be contrary to law, regulation or which would subject NBSPL & its group companies to registration or licensing requirements within such jurisdictions.

The report is based on the information obtained from sources believed to be reliable, but we do not make any representation or warranty that it is accurate, complete or up-to-date and it should not be relied upon as such. We accept no obligation to correct or update the information or opinions in it. NBSPL or any of its affiliates or employees shall not be in any way responsible for any loss or damage that may arise to any person from any inadvertent error in the information contained in the research report. NBSPL or any of its affiliates or employees do not provide, at any time, any express or implied warranty of any kind, regarding any matter pertaining to this report, including without limitation the implied warranties of merchantability, fitness for a particular purpose, and non-infringement. The recipients of the research report should rely on their own investigations.

This information is subject to change without any prior notice. NBSPL reserves its absolute discretion and right to make or refrain from making modifications and alterations to this statement from time to time. Nevertheless, NBSPL is committed to providing independent and transparent recommendations to its clients, and would be happy to provide information in response to specific client queries.

Before making an investment decision on the basis of research report, the reader needs to consider, with or without the assistance of an adviser, whether the advice is appropriate in light of their particular investment needs, objectives and financial circumstances. There are risks involved in securities trading. The price of securities can and does fluctuate, and an individual security may even become valueless. International investors are reminded of the additional risks inherent in international investments, such as currency fluctuations and international stock market or economic conditions, which may adversely affect the value of the investment. Opinions expressed are subject to change without any notice. Neither the company nor the director or the employees of NBSPL accept any liability whatsoever for any direct, indirect, consequential or other loss arising from any use of the research report and/or further communication in relation to the research report. Here it may be noted that neither NBSPL, nor its directors, employees, agents or representatives shall be liable for any damages whether direct or indirect, incidental, special or consequential including lost revenue or lost profit that may arise from or in connection with the use of the information contained in the research report.

Copyright of this document vests exclusively with NBSPL.

Our reports are also available on our website

Registration granted by SEBI and certification from NISM in no way guarantee performance of NBSPL or provide any assurance of returns to investors.

Nirmal Bang Research (Division of Nirmal Bang Securities Pvt. Ltd.)

B-2, 301/302, Marathon Innova,
Opp. Peninsula Corporate Park
Off. Ganpatrao Kadam Marg
Lower Parel(W), Mumbai-400013
Board No. : 91 22 6723 8000/8001
Fax. : 022 6723 8010